

Doppstadt

CURO

TYPE 250

MID SPEED SHREDDER LINE



Best Solution. Smart Recycling.

[doppstadt.com](https://www.doppstadt.com)





THE MID-SPEED SHREDDER **Ideal for refuse-derived fuel production**

It is about time that refuse-derived fuels get the attention they deserve as far as their ecological importance is concerned. Here – and not just here – is where the CURO Type 250 comes in.

The CURO's compact design and 2,000 mm working width make it the ideal mid-speed cutting shredder for waste processing plants. The material, which is continuously fed into the machine by a belt conveyor, is forced

into the cutting area by the load-controlled swing pusher. The knives attached to the rotor shred the material against the stator knives and separate it along screen baskets.

The finished material falls through the screen basket onto a discharge conveyor. Particles that are too large to fit through, are taken back to the stator knives by the rotor and shredded again. The larger the size difference between


input and output is, the longer the residence time in the processing chamber and the lower the throughput. Power consumption is very constant during operation thanks to the load-controlled swing pusher and frequency-controlled drive. The rotor's solid forged shaft ensures high material strength during operation while the high moment of inertia of the massive rotor keeps current consumption constant.

THIS IS DOPPSTADT

Founded in 1965, Doppstadt is a family business based in Velbert. Having laid its foundations with the development of agricultural machinery, Doppstadt is now a globally active, leading solution and full-service provider in all areas of recycling and environmental technology as well as recyclable material recovery. 'Best Solution. Smart Recycling.' – With

this motto, we combine tried and tested processes with individual complete solutions, which are defined by innovative processes, unparalleled efficiency and superior productivity. Doppstadt has more than 15 years of experience in the field of chipping technology. Initially only in the industrial large-scale user range, we now also produce machines for pro-

fessional contractors. With locations in Velbert, Wülfrath, Calbe and Vienna, we serve customers in over 40 countries via our own dealership network as well as providing them with comprehensive services surrounding all aspects of the unique Doppstadt portfolio.




HYDRAULIC POWER PACK

The 7.5 kW hydraulic power pack is integrated into the machine, including the oil cooler. This makes installation easier and saves space in the processing plant.



CURO TYPE 250



ROTOR

The rotor is solid and weighs 6,350 kg. This gives it the moment of inertia necessary to balance out the peaks in performance resulting from the heterogeneous input material.




SCREEN BASKET

The finished product passes through the screen basket. Material that is too large is recirculated and shredded again, guaranteeing an end product with little variation in particle size.


SWING PUSHER

The input material is pushed into the rotor to guarantee that the machine is working at full capacity at any given time. The lower the current drawn by the rotor, the more material is pushed forwards.



INFEEED COVER

Reduces dust emissions when loading the machine and guarantees high safety standards.



CONTROL PANEL

The control panel gives the operator precise control over machine operation and enables data to be read. It is mounted on the machine on a swivel arm. Normally, the machine will be incorporated into an overriding plant control system.



250 KW AC MOTOR

The rotor is powered by a V-belt drive and three-phase motor. A shear pin disengages the pulley from the rotor in case unshreddable contaminants get into the shredding chamber, thus protecting the drive from damage.

At a glance

The production of RDF for the cement industry requires a high level of reliability and robustness without compromise and therefore calls for a machine renowned for its short maintenance times.

- Load-controlled hydraulic swing pusher
- Start-up is possible with a full shredding chamber
- Easy to change cutting tools thanks to bolted assembly and inching mode
- High cutting efficiency thanks to the heavy rotor
- Shear pin coupling to protect the machine against damage from contaminants
- Variable rotor speed from 100 to 350 rpm



CURO TYPE 250

The energy-efficient mid-speed shredder

The CURO Type 250 offers you a robust, efficient basis for secondary shredding applications in the production of RDF. The 2,000 mm-long rotor is powered by a 250 kW three-phase motor. The large moment of inertia of the rotor enables efficient operation with a constant working load. Its compact design with large maintenance doors ensures good accessibility. Alongside the ease with which the tools (knives and screen

baskets) can be disassembled, this results in very short maintenance and set-up times. The CURO reliably meets all demands you could place on a cutting mill for pre-sorted, high-calorific residual material. It is primarily used for plastic foils, paper, cardboard and lightweight fraction of packaging material. The load on the cutting rotor drive is kept constant by means of the hydraulic pusher that feeds the input material

into the rotor. In this way, the machine is steadily working at its top performance. It can be started under load with a full shredding chamber, simplifying operation enormously and reducing downtime. This makes the CURO Type 250 extremely operator friendly – you just have to make sure that the material flow into the machine doesn't run out.

THE END PRODUCT

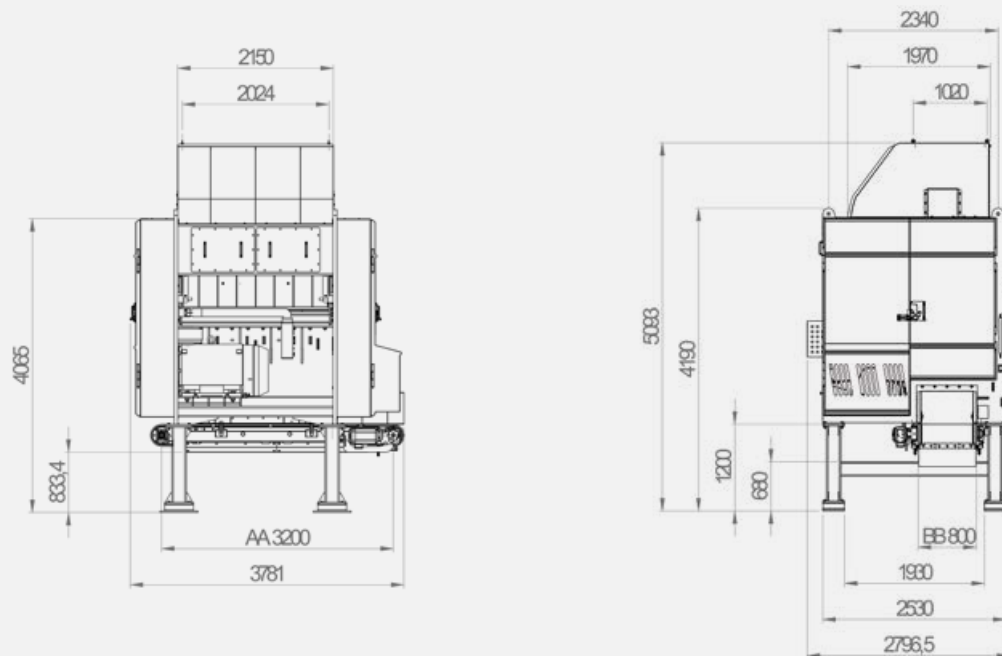
The CURO Type 250 is primarily used for evenly shredding plastic foils and lightweight packaging, paper and cardboard. This makes it a must-have for all treatment plants in refuse-derived fuel production.



TECHNICAL DETAILS

CURO TYPE 250

Type	Type 250	Feed height (mm)	2,978
Total weight (kg)	22,000	Dimensions (L/B/H) (mm)	3,780 x 2,606 x 4,013
Output (kW)	250	Hydraulic power pack (kW)	7.5
Rated current (A)	743	Number of stator knives	10
Operating voltage (V)	400	Number of rotor knives	48
Rotor diameter (mm)	600	Example: pre-shredded RDF with an input size of 300 mm and a 50 mm screen basket	
Rotor length (mm)	2,080	Throughput (t/h)	8
Rotor weight (kg)	6,350	Rotor speed (rpm)	339 (100 to 350)
Feed width (mm)	2,000		



Doppstadt Umwelttechnik GmbH
Steinbrink 13, D-42555 Velbert

doppstadt.com

Fon +49 2052 889-0
info@doppstadt.de